

Algebra 1
6.3 Preview

Name _____

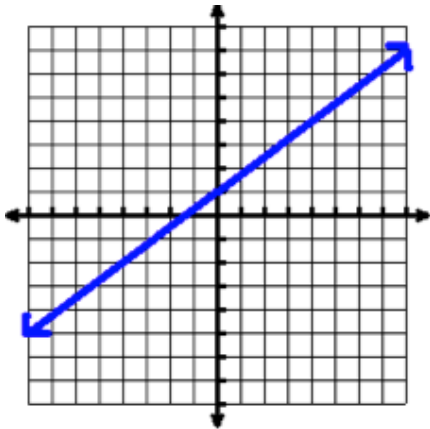
Find the domain and range of the following graphs. Write your answers in both set notation and interval notation. Then state if the graph represents a function.

<p>1.</p>	<p>Set Notation</p> <p>Domain:</p> <p>Range:</p>
	<p>Interval Notation</p> <p>Domain:</p> <p>Range:</p>
	<p>Function?</p>

<p>2.</p>	<p>Set Notation</p> <p>Domain:</p> <p>Range:</p>
	<p>Interval Notation</p> <p>Domain:</p> <p>Range:</p>
	<p>Function?</p>

<p>3.</p>	<p>Set Notation</p> <p>Domain:</p> <p>Range:</p>
	<p>Interval Notation</p> <p>Domain:</p> <p>Range:</p>
	<p>Function?</p>

4.



Set Notation

Domain:

Range:

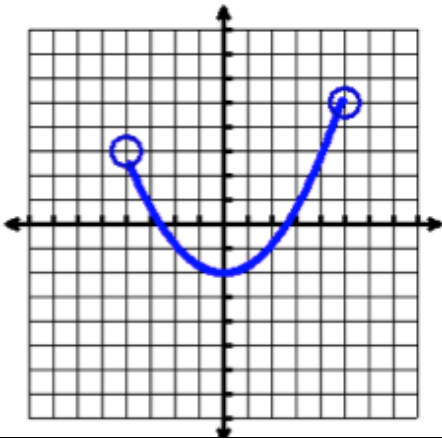
Interval Notation

Domain:

Range:

Function?

5.



Set Notation

Domain:

Range:

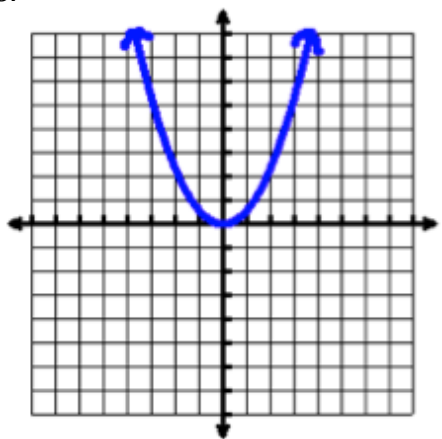
Interval Notation

Domain:

Range:

Function?

6.



Set Notation

Domain:

Range:

Interval Notation

Domain:

Range:

Function?